










ARABESCATO CORCHIA

	Origin	Lucca; Carrara; Italy
	Petrographic classification	Metamorphic rock - non foliated rocks - Marble (EN 12670)
	Appearance	White marble with a breccia texture. The light gray-green areas and the gray-brown lines (veins) are part of the structure.
	Alternative names	

Usage

General	<p>The stone and surface finish should be selected depending on the intended use.</p> <table style="width: 100%; border-collapse: collapse;"> <tr> <td style="width: 50%; background-color: black; color: white; text-align: center; padding: 5px;">Internal Applications</td> <td style="width: 50%; background-color: black; color: white; text-align: center; padding: 5px;">Outdoor Applications</td> </tr> <tr> <td style="padding: 5px;"> <ul style="list-style-type: none"> - Inside Paving - Wall cladding - Worktops - Decorative cut-to-size - Stairs - Shower </td> <td style="padding: 5px; text-align: center;">not suitable for external applications</td> </tr> </table> <p style="font-size: small; margin-top: 10px;">- This stone can be used as a kitchen worktop or in shower areas, but is more susceptible to staining and discolouring in these applications.- The polished finish is preferably used as a wall covering, as a floor finish only to be used in areas with limited wear resistance requirements, eg bathroom.</p>		Internal Applications	Outdoor Applications	<ul style="list-style-type: none"> - Inside Paving - Wall cladding - Worktops - Decorative cut-to-size - Stairs - Shower 	not suitable for external applications
Internal Applications			Outdoor Applications			
<ul style="list-style-type: none"> - Inside Paving - Wall cladding - Worktops - Decorative cut-to-size - Stairs - Shower 			not suitable for external applications			
Applications						
Recommendations						

Hardness (Mohs)	Weight	Water absorption	Porosity
			
3	2710 ± 0 kg/m³	0,11 %	0,3 ± 0,03 %
	EN 1936	EN 13755	EN 1936
Compressive strength	Flexural strength	Wear resistance	FROSt RESISTANCE
			
87,4 ± 7,2 MPa	17,8 ± 2,9 MPa	NPD*	NPD*
EN 1926	EN 12372		

NPD*: geen technische gegevens beschikbaar - no technical data available - pas d' informations techniques disponibles

ARABESCATO CORCHIA

Observations and recommendations

- Shades of color and / or granulometry may be present between the different batches and even within the same batch.
- Concentrations of minerals and / or veins may appear. These were created during the formation of the stone and are not technical defects. They are therefore part of the material.
- This natural stone is often stuck to a net on the back side. This protects it from breakage resulting from transport and further processing or others.
- Very small holes ("Tarolis") may appear on the surface due to the geological formation of this marble. They are part of the material.
- Due to the mineralogical composition, this material is not resistant to acids.
- This material is moisture sensitive (type I staining, see TV 213 of the BBRI).
- The presence of iron is more or less important in this stone. It is an intrinsic characteristic of the material. This presence can not be detected in advance and can not be deliberately avoided.

Installation

General
Installation system
Joint Width

General procedures of good workmanship should be followed when laying the tiles (cfr. BBRI: Belgian Building & Research Institute ref. 137 Guide for Installing - Natural Stone and ref. 213). Immediately after delivery, the material will be stored indoors or at least protected from rain, wind and frost. If slabs are damaged or broken, the supplier must be informed before installation. They will then be used, as far as possible, against walls or for certain cuts. Before installation, the installer will examine the slabs (previously dried) with the client and / or the architect to check for any deviations from the samples. The slabs will be carefully mixed before laying, in order to obtain a harmonious distribution of colors and various shades of the material. Important: "Installation means acceptance!", It means that AFTER the installation, no more claims will be possible, except for hidden defects.

<div style="background-color: black; color: white; padding: 2px 5px; font-weight: bold;">Flooring Inside</div> <div style="border: 1px solid black; padding: 5px; margin-top: 5px;"> <p>The tiles are installed with a flexible adhesive (eg BELTRAFLEX) on a dry screed. When installing in combination with underfloor heating, the supplier's instructions must be strictly followed (see also the brochure on this subject from the BBRI-TI 179 and 189).</p> </div>	<div style="background-color: black; color: white; padding: 2px 5px; font-weight: bold;">Exterieur Flooring</div> <div style="border: 1px solid black; padding: 5px; margin-top: 5px;"> <p>Not suitable for outdoor paving</p> </div>
--	---

3 - 5 mm (sawn edges)

;

Maintenance

General
First cleaning
Regular maintenance
Protection
Recommendations

For more information on maintenance, see the document entitled "Care instructions" (available from us). We recommend that you follow these instructions so as not to damage the stone. The products used must be suitable for the materials. Follow the manufacturer's advice. In general, it must be stated that no moisture may be exaggerated when maintaining natural stone!

First cleaning with a suitable cleaning agent (eg Lithofin Multi-Cleaner - note: does not contain acid) applicable one week after rejoining the floor. If a cement veil should appear, use the same product combined with a single-disc machine.

Use for regular maintenance a product suitable for natural stone, such as Lithofin Wash & Clean. In order to better protect the surface finish, we advise to treat it periodically (1 to 2 times per month) with a nourishing product for natural stone, such as Lithofin Care-Sheen.

When the floor is completely dry we strongly recommend to protect sensitive areas (kitchen, bathroom, etc.) with a suitable sealer (e.g. Lithofin MN Stain Stop).

Do not use any acid-based products for the maintenance of this natural stone.