










UNISTONE® GRIGIO

	Origin	Asia
	Petrographic classification	Quartz composite
	Appearance	Unistone® is an agglomerated stone composed of silicium and quartz with polyester-resin as a binder. Unistone® is produced with the BRETON-technology with "Through Tone Technology" and is NSF-certified. The quartz-content varies between 90% and 93% depending on the type of Unistone®.
	Alternative names	

Usage

General	<p>The stone and surface finish should be selected depending on the intended use.</p> <table style="width: 100%; border-collapse: collapse;"> <tr> <td style="width: 50%; background-color: black; color: white; text-align: center; padding: 5px;">Internal Applications</td> <td style="width: 50%; background-color: black; color: white; text-align: center; padding: 5px;">Outdoor Applications</td> </tr> <tr> <td style="padding: 5px;"> <ul style="list-style-type: none"> - Inside Paving - Wall cladding - Worktops - Decorative cut-to-size - Stairs - Shower </td> <td style="padding: 5px; text-align: center;"> <p>not suitable for external applications</p> </td> </tr> </table>			Internal Applications	Outdoor Applications	<ul style="list-style-type: none"> - Inside Paving - Wall cladding - Worktops - Decorative cut-to-size - Stairs - Shower 	<p>not suitable for external applications</p>
Internal Applications				Outdoor Applications			
<ul style="list-style-type: none"> - Inside Paving - Wall cladding - Worktops - Decorative cut-to-size - Stairs - Shower 				<p>not suitable for external applications</p>			
Applications							
Recommendations							

Hardness (Mohs)	Weight	Water absorption	Porosity
			
6-7	2200 - 2400 kg/m ³	< 0,06 %	NPD*
	EN 14617-1	EN 14617-1	
Compressive strength	Flexural strength	Wear resistance	FROSt RESISTANCE
			
> 155 MPa	> 40 MPa	NPD*	NPD*
EN 14617-15	EN 14617-2		

NPD*: geen technische gegevens beschikbaar - no technical data available - pas d' informations techniques disponibles

Observations and recommendations

<ul style="list-style-type: none"> - Shades of color and / or granulometry may be present between the different batches and even within the same batch. - It is a very hard, very compact material that is resistant to scratches and most staining substances. Due to the high hardness, this material is less "elastic". With sudden hard impacts, small pieces may chip off. - ATTENTION: this material is not heat-resistant for higher temperatures. Do not put a hot pan or pot directly on the surface! - Small pigment "spots" may sporadically occur but have no technical disadvantages. - This material cannot be used for exterior applications, since it is not UV-resistant (the colour changes when exposed to direct sunlight).
--

UNISTONE® GRIGIO

Installation

General
Installation system
Joint Width

General procedures of good workmanship should be followed when laying the tiles (cfr. BBRI: Belgian Building & Research Institute ref. 137 Guide for Installing - Natural Stone and ref. 213). Immediately after delivery, the material will be stored indoors or at least protected from rain, wind and frost. If slabs are damaged or broken, the supplier must be informed before installation. They will then be used, as far as possible, against walls or for certain cuts.

Before installation, the installer will examine the slabs (previously dried) with the client and / or the architect to check for any deviations from the samples. The slabs will be carefully mixed before laying, in order to obtain a harmonious distribution of colors and various shades of the material.

Important: "Installation means acceptance!", It means that AFTER the installation, no more claims will be possible, except for hidden defects.

Flooring Inside	Exterieur Flooring
<p>For floor and wall applications, an adapted glue has to be used on a dry sub-surface (counter-floor).</p>	<p>Not suitable for outdoor paving</p>

3 - 5 mm (sawn edges)

When using silicones for filling joints between pieces, take care that the compound stone surface is well protected with tape, since traces of silicones are hard to remove.

Maintenance

General
First cleaning
Regular maintenance
Protection
Recommendations

For more information on maintenance, see the document entitled "Care instructions" (available from us). We recommend that you follow these instructions so as not to damage the stone. The products used must be suitable for the materials. Follow the manufacturer's advice. In general, it must be stated that no moisture may be exaggerated when maintaining natural stone!

After installation, it is recommended to clean the surface with a strong cleaner or for example acetone (to remove possible greasy stains or stains from installation products). ATTENTION: do not use strong solvents or strong alkaline products on agglomerated stone material! Do not use bleaches!

For regular maintenance, it is important not to use greasy products to avoid the formation of a superficial greasy layer.

For polished agglomerated stone materials, an extra impregnation product is normally not necessary. When an extra impregnation product is desired, one can apply a water-based impregnation product. For the brushed finishes, it is recommended to apply an extra impregnation product.

Since the material is very compact, sometimes "stains" can be formed on the surface (in a superficial layer of maintenance products or surplus of impregnation product). Such "stains" are usually easy to remove with CIF Cream or VIM (do not use the latter on polished surfaces). For more stubborn stains, stronger cleaners can be used.